



HELPING HANDS or HURTING HANDS

Instructions

Preparation

- 1) Cut out the scenarios from the printed sheet. You may prefer to add or substitute some of your own ideas, to reflect the lives of the children you are working among.
- 2) Cut out the hand designs, leaving the coloured background intact.
- 3) Lightly paste a scenario onto the back of each hand design.
- 4) Laminate, or cover with sticky plastic each completed item.
- 5) Mount the items randomly onto a background.

How to Play

- 1) Ask a question on the lesson. If a child answers correctly, they choose a hand card to see if they get a bonus.
- 2) If the scenario on the back of their chosen item demonstrates helping hands, they score the bonus.
- 3) Anyone choosing the hand which has the Helping Hands gold star logo scores a double bonus!
- 4) Remove from the board those hands which have been selected and read out. Play till all the hands have been used, or until each team has been given an equal number of question.
- 5) Hands not used the first time may be used in a later game.
- 6) You may also add new scenarios if you play the game again on another occasion. Simply use Blu-tac to attach additional slips of paper to the back of the hands.

Terms and conditions

This material is provided free from www.childrensministryfreestuff.org, from where you may download other free items.

Where images have no copyright line, this in no way implies that the images are copyright free.

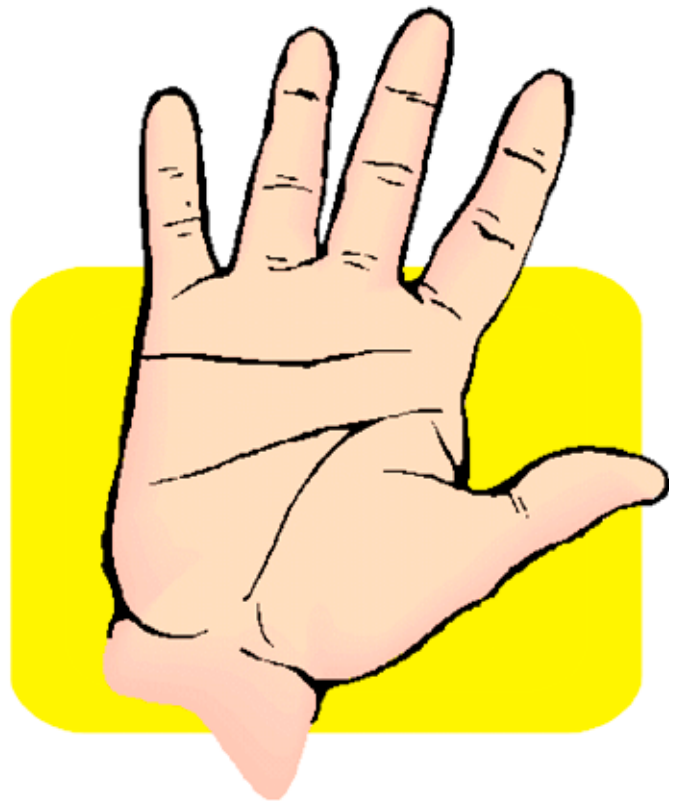
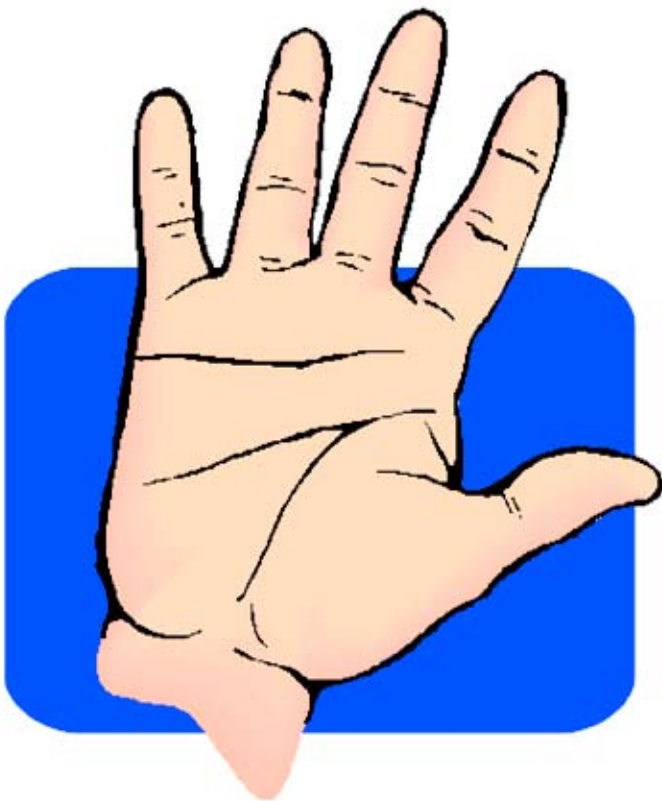


However, these materials may be freely downloaded, copied and distributed unaltered for the purpose of study and teaching, so long as they are made available to others free of charge, and the copyright is included.


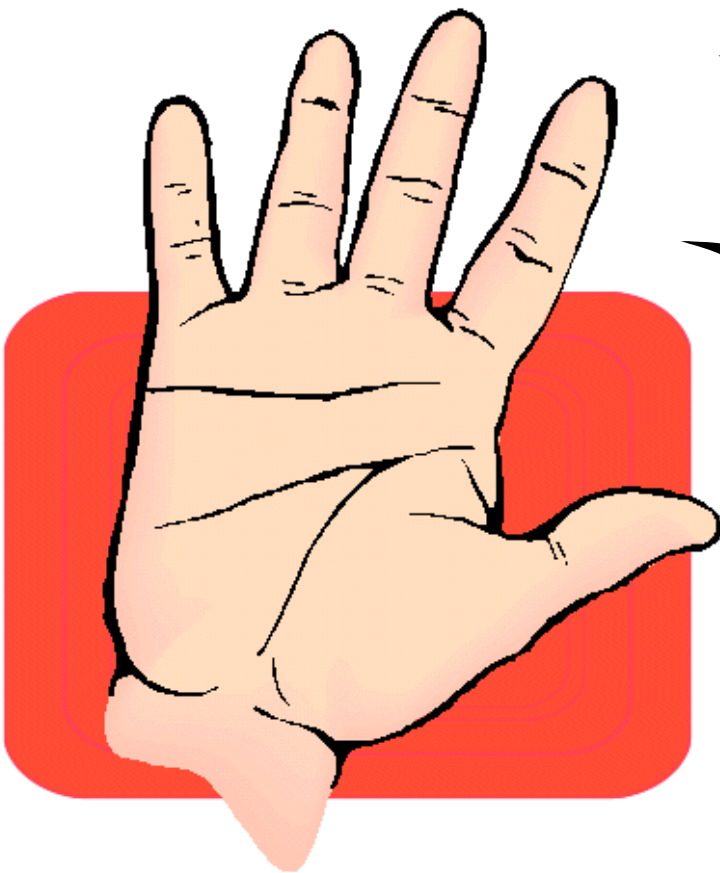

This does not include hosting or broadcasting the materials on another website, though linking to the resources on our site is permitted.


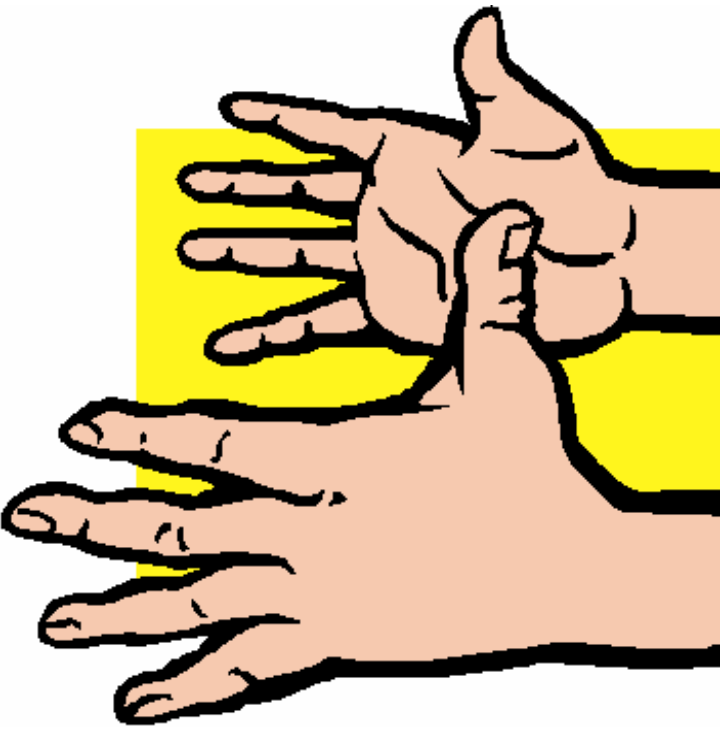
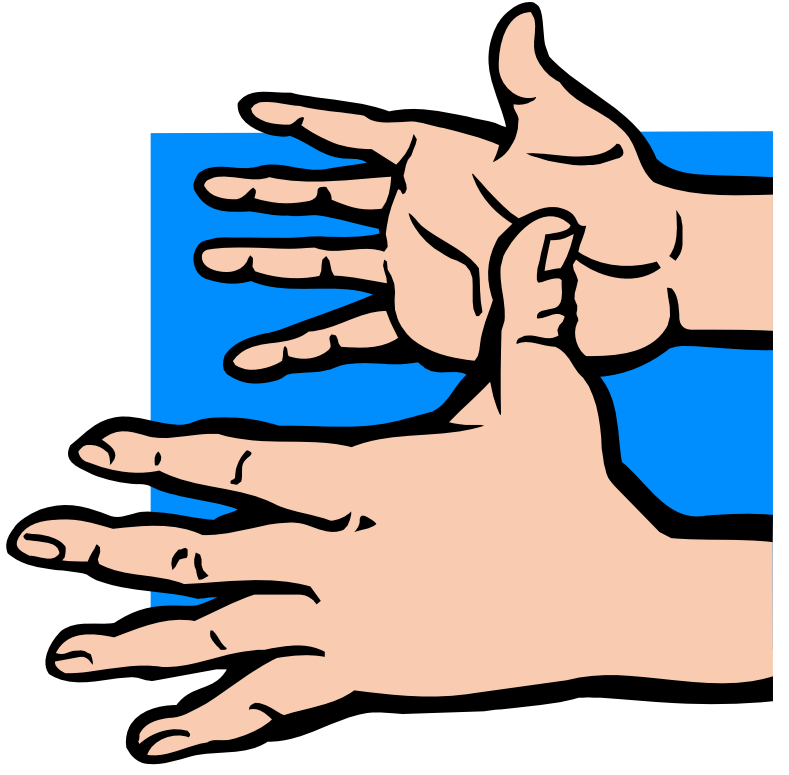
These materials may not, in any manner, be sold or used to solicit 'donations' from others, nor may they be included in anything you intend to copyright, sell, or offer for a fee. Any visuals you make will be for your personal use, or for the use of your own team. They may not be reproduced for sale.


This copyright is exercised to keep these materials freely available to all. Any exceptions to these conditions must be explicitly approved by the authors.











Stealing	Grabbing your favourite food at a party	Dropping litter	Pointing at someone and laughing at them
Tidying your room	Writing a thank you letter	Tidying for your teacher	Planting some flowers
Breaking down trees	Writing graffiti	Putting on a harmful video	Picking up litter
Making a gift for someone	Keeping yourself clean and tidy	Helping dad wash the car	Giving mum a hand with the washing up
Playing with your little brother or sister	Cleaning out your hamster	Walking the dog	
Poking or pinching someone	Making a rude sign	Carrying something for an old person	Doing school work as neatly as possible
Copying someone else's work	Choosing a helpful library book	Carrying some comics to a friend who needs cheering up	

